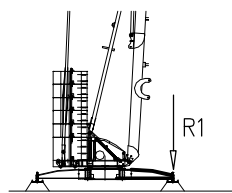


GRU A MONTAGGIO RAPIDO  
 GRUE A MONTAGE RAPIDE  
 GRUA DE RAPIDO MONTAJE  
 GRUA DE MONTAGEM RAPIDA  
 QUICK SELFERECTING CRANE  
 HYDRAULISCHER SCHNELLMONTAGEKRAN

Curve di carico – Courbes de charges – Load diagrams – LastKurven – Curvas de cargas

	<table border="1"> <tr> <td>3</td> <td>22</td> <td>23,8</td> <td>m</td> </tr> <tr> <td>600</td> <td>600</td> <td>600</td> <td>kg</td> </tr> </table>	3	22	23,8	m	600	600	600	kg						
3	22	23,8	m												
600	600	600	kg												
	<table border="1"> <tr> <td>3</td> <td>11,2</td> <td>12</td> <td>16</td> <td>20</td> <td>24</td> <td>m</td> </tr> <tr> <td>1800</td> <td>1800</td> <td>1650</td> <td>1155</td> <td>875</td> <td>700</td> <td>kg</td> </tr> </table>	3	11,2	12	16	20	24	m	1800	1800	1650	1155	875	700	kg
3	11,2	12	16	20	24	m									
1800	1800	1650	1155	875	700	kg									
	<table border="1"> <tr> <td>3</td> <td>11,93</td> <td>12</td> <td>16</td> <td>20</td> <td>22</td> <td>m</td> </tr> <tr> <td>1800</td> <td>1800</td> <td>1785</td> <td>1250</td> <td>955</td> <td>850</td> <td>kg</td> </tr> </table>	3	11,93	12	16	20	22	m	1800	1800	1785	1250	955	850	kg
3	11,93	12	16	20	22	m									
1800	1800	1785	1250	955	850	kg									
	<table border="1"> <tr> <td>3</td> <td>12,5</td> <td>m</td> </tr> <tr> <td>1800</td> <td>1800</td> <td>kg</td> </tr> </table>	3	12,5	m	1800	1800	kg								
3	12,5	m													
1800	1800	kg													

Reazioni – Reactions – Réactions – Eckdrücke – Reacciones

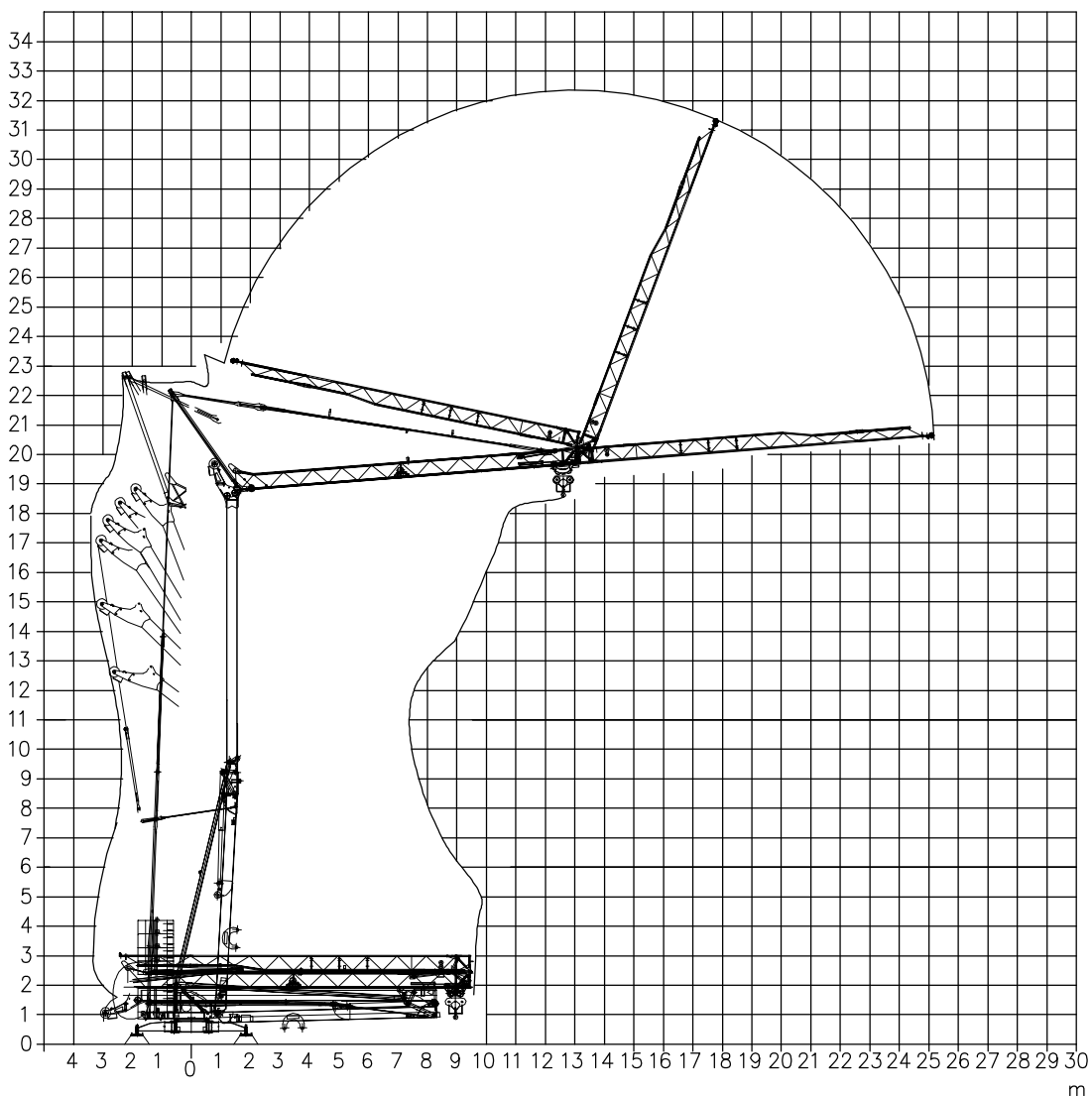


R1 ● 12 t ■ 10 t

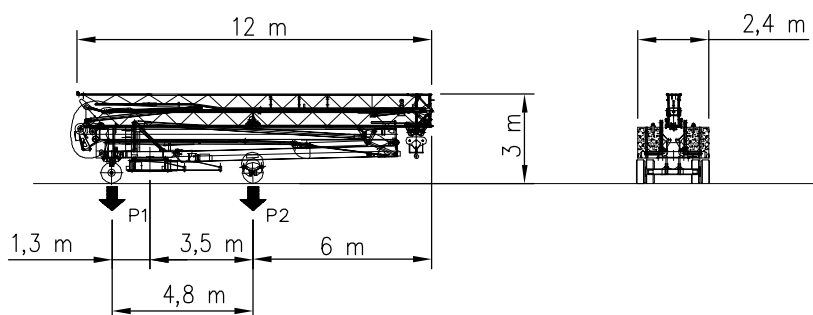
▲ 7,4 t ○ 14,1 t

- |                               |                                       |                                      |
|-------------------------------|---------------------------------------|--------------------------------------|
| ● Reazioni in servizio        | ● Reactions in service                | ● Réactions en service               |
| ■ Reazioni fuori servizio     | ■ Reactions out of service            | ■ Réactions hors service             |
| ▲ Peso della gru senza assali | ▲ Dead weight without transport axles | ▲ Poids de construction sans essieux |
| ○ Peso zavorra rotante        | ○ Ballast weight                      | ○ Poids du lest                      |
- 
- |  |  |   |
|--|--|---|
| ● Reaktionskräfte in betrieb               | ● Reacciones en servicio                 | ● Em serviço                              |
| ■ Reaktionskräfte außer betrieb            | ■ Reacciones fuera de servicio           | ■ Fora de serviço                         |
| ▲ Konstruktionsgewicht ohne transportachse | ▲ Peso de la grua sin tren de transporte | ▲ Peso de la grua sem carro de transporte |
| ○ Ballastgewicht                           | ○ Peso de lastre                         | ○ Peso de lastre rotativo                 |

Montaggio – Montage – Erection – Montage – Montaje



Trasporto – Transport – Transport – Transport – Transporte



P1	Kg	5030
P2	Kg	8160
Ptot	Kg	13190

Sollevamento Hoisting Elevaciòn	230V	▲ ●	1a	4 m/min	1800 kg	5,5 kW (Hp 7,5)
			2a	11 m/min	1800 kg	
			3a	25 m/min	700 kg	
		● ▼	1a	4 m/min	1800 kg	
			2a	16 m/min	1800 kg	
			3a	30 m/min	700 kg	
	400V	▲ ●	1a	4 m/min	1800 kg	
			2a	11 m/min	1800 kg	
			3a	30 m/min	700 kg	
		● ▼	1a	4 m/min	1800 kg	
			2a	16 m/min	1800 kg	
			3a	30 m/min	700 kg	
Carrello Trolleying Distribuciòn	◁ □ ▷		2a	30 m/min	2.2 kW (Hp 3)	
			1a	15 m/min		
			2a	30 m/min		
Rotazione Slewing Orientaciòn			1a	0 → 0.8	giri/min tr/min rp/min	2.2 kW (Hp 3)
			2a			
			3a			

Rete elettrica – Réseau – Mains supply – Netzstrom – Red	400V – 50 Hz
--	--------------

Potenza elettrica necessaria – Puissance électrique ncessaire Necessary electric power – Anschlusswert – Potencia electrica necesaria	11 kVA
--	--------

 <b>FMgru s.r.l.</b> via Emilia 11-29010 Pontenure PC ITALY tel. 0523/510446 ric.aut. fax 0523/510365 www.fmgru.com e-mail: info@fmgru.com
--

FEM 1.001-A3 2000/14/CE
----------------------------



Documento commerciale non contrattuale  
Per tutte le informazioni tecniche riferirsi  
alle corrispondenti istruzioni

Unverbindliches Vertriebsdokument.  
Für technische Informationen, siehe die  
entsprechenden Anweisungen.

This commercial document is not legally  
binding. For any technical information, please  
refer to the corresponding instructions.

Documento comercial no contractual  
Para cualquier información técnica,  
ver la noticia correspondiente.

Code: 15ICA37B32A0			
Ed.	Data	Rev	Data
1	12.04.07	0	12.04.07