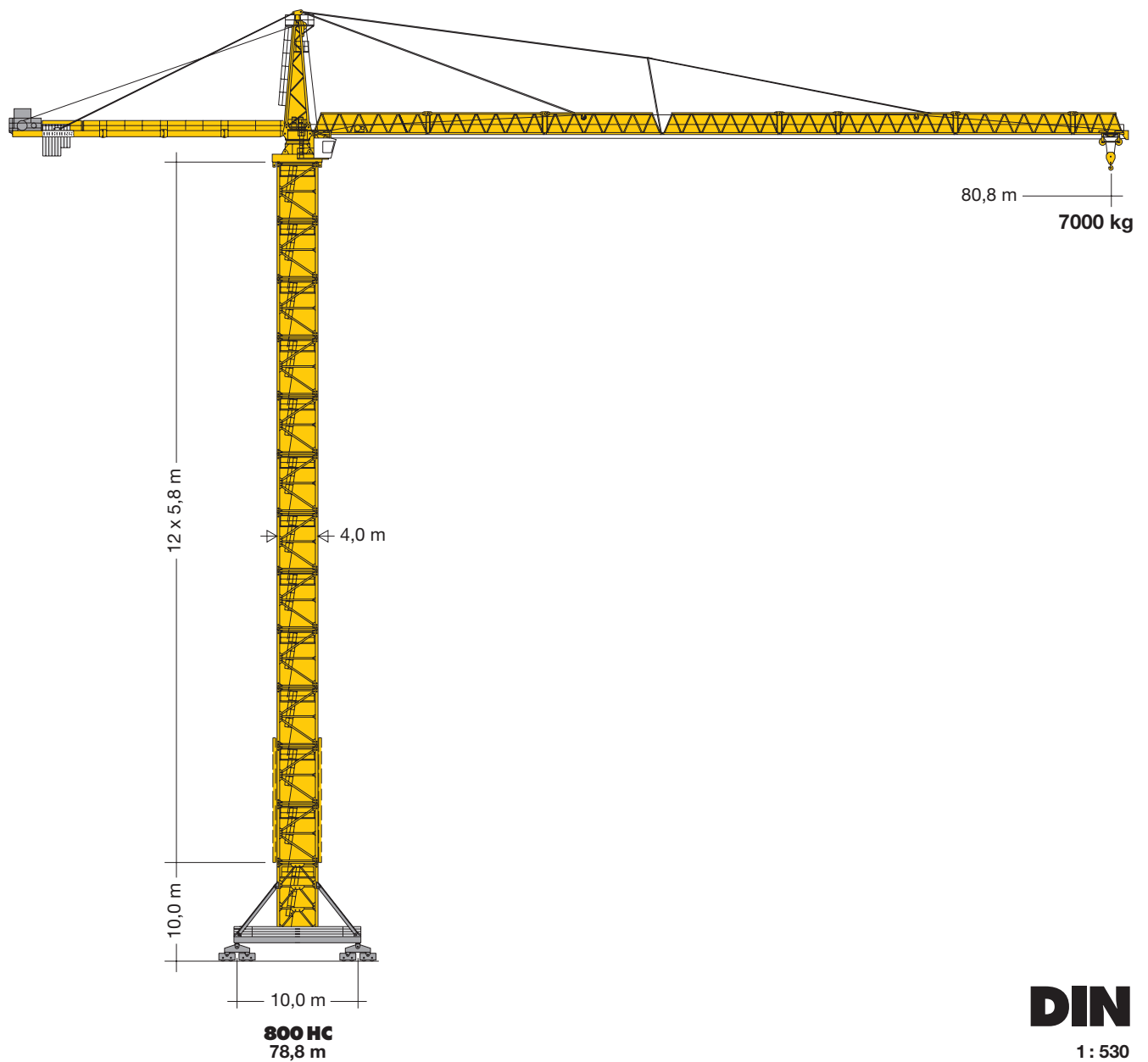


Turmdrehkran 800 HC 20

Tower Crane / Grue à tour / Gru a torre
Grúa torre / Guindaste de torre

▶ 800 HC 20

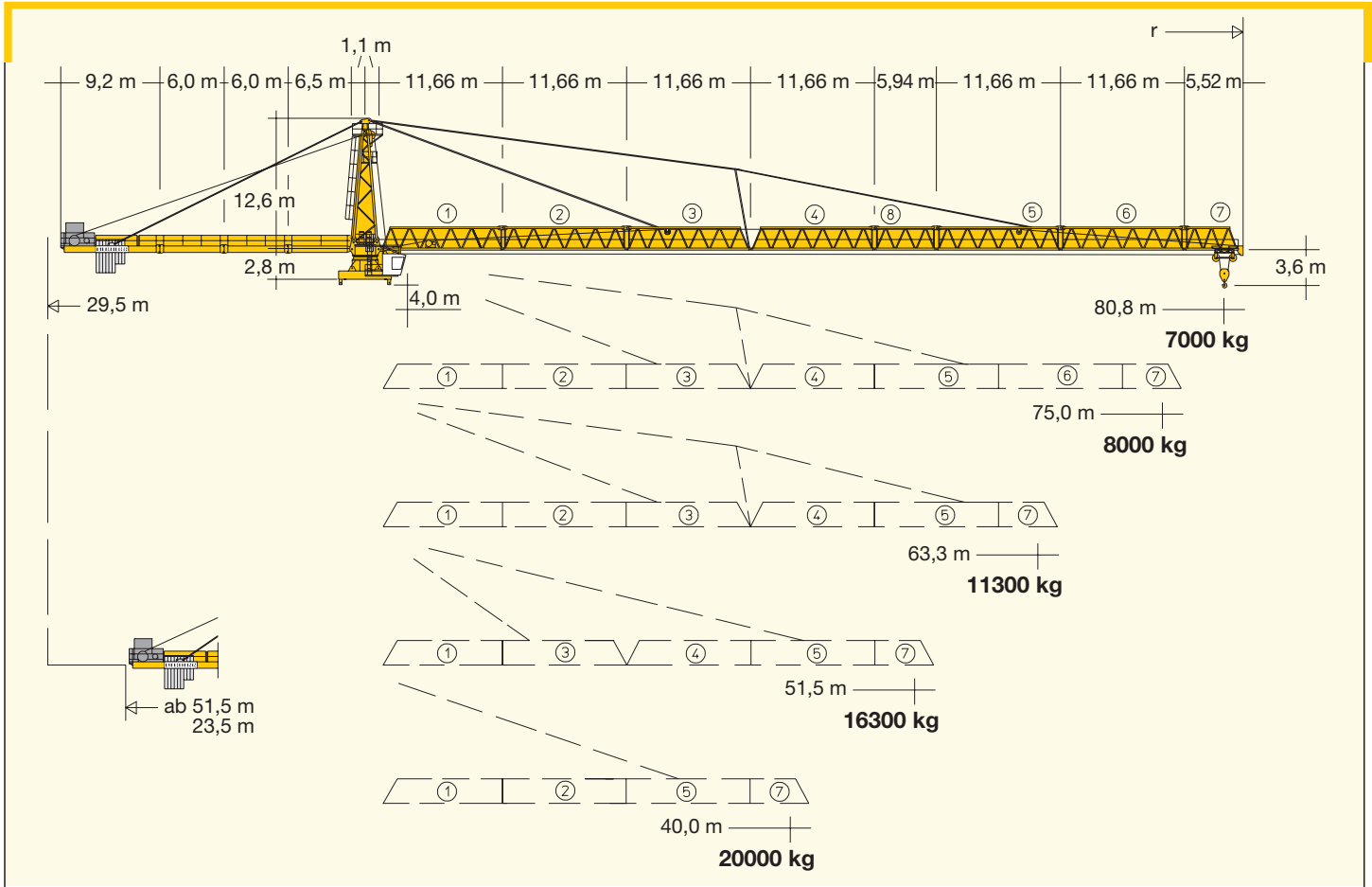
800 HC 40



DIN

1: 530

LIEBHERR



Hubhöhe

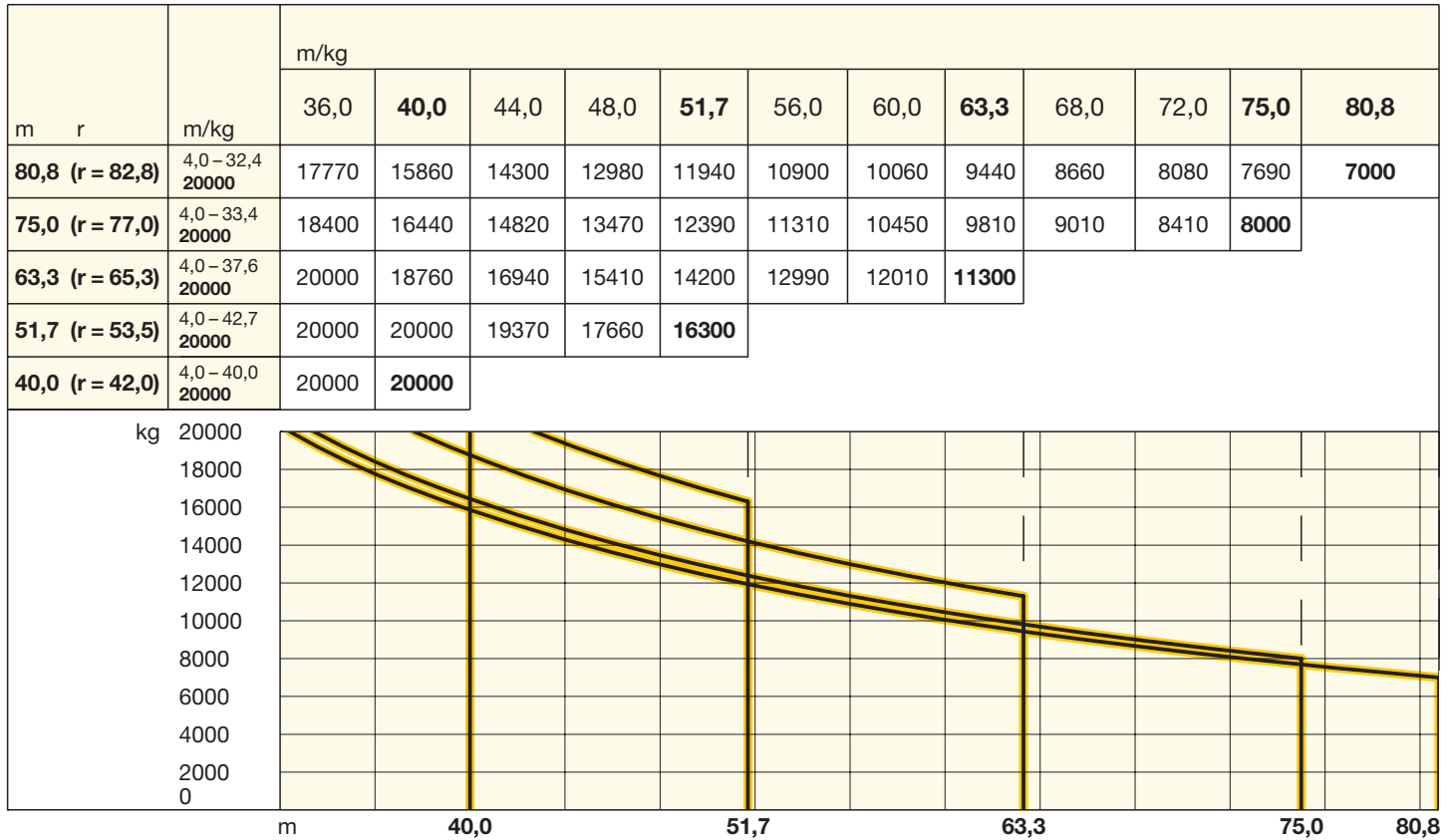
Hoisting height / Hauteur sous crochet / Altezza di sollevamento / Altura bajo gancho / Altura de montagem

800 HC		
12	69,3*	78,8*
11	63,5	73,0
10	57,7	67,2
9	51,9	61,4
8	46,1	55,6
7	40,3	49,8
6	34,5	44,0
5	28,7	38,2
4	22,9	32,4
3	17,1	26,6
2	11,3	20,8
1	5,5	15,0
0	- 0,3	9,2
	m	m



Ausladung und Tragfähigkeit

Radius and capacity / Portée et charge / Sbraccio e portata / Alcances y cargas / Alcance e capacidade de carga
























































Antriebe

Driving units / Mécanismes d'entraînement / Azionamenti / Mecanismos / Mecanismos

	U/min 0,6 sl./min tr./min	3 x 10,6 kW						
	5,0/9,0/50,0/90,0 m/min	13,0 kW + WSB						
	25,0 m/min	4 x 10,6 kW						
	kVA	<table border="1"> <thead> <tr> <th>64 kW</th> <th>80 kW</th> <th>110 kW</th> </tr> </thead> <tbody> <tr> <td>126,0</td> <td>143,0</td> <td>178,0</td> </tr> </tbody> </table>	64 kW	80 kW	110 kW	126,0	143,0	178,0
64 kW	80 kW	110 kW						
126,0	143,0	178,0						

	Gang / Gear / Rapport Marcia / Velocidad / Velocidade kg m/min			
64,0 kW, WSB, Elmag 	2 Lagen Layers Couches Strati Camadas Capas	1	20000	2,0 / 17,0
		2	10200	3,0 / 32,0
		3	4400	6,0 / 63,0
80,0 kW, WSB, Elmag 	6 Lagen Layers Couches Strati Camadas Capas	1	20000	2,0 / 14,0
		2	10400	5,0 / 34,0
		3	4600	8,0 / 63,0
		4	1700	12,0 / 112,0
110,0 kW, WSB, Elmag 	2 Lagen Layers Couches Strati Camadas Capas	1	20000	2,8 / 28,0
		2	13700	4,4 / 44,0
		3	6000	9,1 / 91,0
		4	1600	23,2 / 232,0

Kranoberteil		Upper part of crane / Partie supérieure de grue / Parte superiore della gru	Parte superior grúa / Parte superior do guindaste	L (m)	B (m)	H (m)	kg*	
Pos. Item Rep. Voce Pos. Ref.	Anz. Qty. Qta. Cant. Cant.	Kabine / Cabine Cabin / Cabina Cabina / Cabina			2,30	1,75	2,76	1500
1	1							
2	1	Drehbühne kpl. mit Drehkranz / Slewing platform cpl. with slewing ring / Ensemble mât-cabine cpl. avec pivot Piattoforma girevole compl. con parte rotante / Conjunto plataforma corona de giro / Plataforma giratória compl. anel de giração			3,00	3,00	2,80	16800
3	1	Kudauflage – Mittelstück / Cross-member for slewing ring support / Traverse du pivot / Portaralla-elemento intermedio Pieza intermedia asiento de pista / Peça intermédia suporte anel de giração			4,40	2,90	1,10	11000
4	2	Kudauflage – Träger / Cross-member for slewing ring support / Appui du pivot / Supporto ralla Soporte asiento de pista / Suporte anel de giração			3,10	0,20	0,80	380 320
5	2	Kudauflage – Querträger / Cross-member for slewing ring support / Traverse du pivot / Supporto ralla trasversale Soporte principal asiento de pista / Suporte principal anel de giração			4,83	1,00	1,55	3800
6	1	Turnspitze / Tower head Porte-flèche / Cuspide / Cabeza de torre Cabeça de apoio de lança			12,20	2,60	1,40	8000
7	1	Gegenausleger-Kopfstück / Counter-jib head Pointe de contre-flèche / Testa di controbraccio Tramo punta de contrapluma / Cabeça de contra-lança			9,29	2,50	1,15	5000
8	1	Gegenausleger-Anlenkstück / Counter-jib heel section / Pied de contre-flèche / Settore articolato di controbraccio / Tramo primero-contrapluma Base articulada da contra-lança			6,77	1,90	1,05	3000
9	2	Gegenausleger-Zwischenstück / Intermediate counter-jib section / Élément interm. de contre-flèche Spezzone di controbraccio / Tramo intermedio de contrapluma / Peça suplementar da contra-lança			6,20	1,90	1,05	3000
10	1	Ausleger-Anlenkstück / Jib heel section Pied de flèche / Settore articolato di braccio Base articulada de lança / Pluma tramo primero			12,10	1,81	2,30	① 4630
11	1	Ausleger-Zwischenstück / Intermediate jib section Élément intermédiaire de flèche / Spezzone di braccio Peça suplementar da lança / Tramo intermedio pluma			12,10	1,81	2,30	② 3770
1	12,10				1,81	2,30	③ 3520	
1	12,10				1,81	2,30	④ 2610	
1	12,10				1,81	2,30	⑤ 2580	
1	12,10				1,81	2,30	⑥ 2160	
1	6,40				1,81	2,30	⑧ 1140	
12	1	Ausleger-Kopfstück / Jib head Pointe de flèche / Punta freccia Cabeça de lança / Tramo punta de pluma			5,71	1,81	2,53	⑦ 1230
13	1	Laufkatze mit Lasthaken / Trolley with loadhook Chariot avec crochet de levage / Carello con gancio Carrilo y gancho / Carro de ponte e gancho			2,40	2,10	1,40	1800
14	1	Hubwerkseinheit (64 kW) / Hoist gear unit / Treuil de levage / Gruppo meccanismo sollevamento / Mecanismo de elevación / Grupo de mecanismo elevatório			4,35	2,55	1,75	6900
15	1	Ausleger-Abspannbock I / Jib gantry I Chevalet de haubange de flèche I / Tirante braccio I Caballete de pluma I / Cavalete de lança I			8,20	0,48	1,41	780
Turm		Tower / Mât / Torre Torre / Torre						
16	12	Turmstück / Tower section Élément de mât / Elemento di torre Torre / Torre			6,28 4,30	1,00 0,60	1,80 0,60	5500 3400
Klettereinrichtung		Climbing equipment / Equipement de télescopage / Attrezzatura per allungamento della gru Equipo de trepado / Acesoários p. subida no edificio						
17	4	Führungsstück, geteilt / Guide section, split Cage télescopique, dévisée / Gabbia di sopraelevazione, suddivisa / Torre de montaje, dividida Peça de guia, subdividida			12,40	2,42	2,27	3750
18	1	Hydraulikanlage, Stütz- und Klettertraverse / Hydraulic unit, supporting and climbing cross members / Système hydraulique avec traverses d'appui et de télescopage Sistema idraulico, traversa di appoggio e allungamento gru / Instalação hidráulica, travessa de apoio e subida Sistema hidráulico con traviesa de apoyo y trepado			3,80	1,00	1,10	3360

Pos. Item Rep. Voce Pos. Ref.	Anz. Qty. Qte. Qta. Cant. Cant.				L (m)	B (m)	H (m)	kg*
Unterwagen		Undercarriage / Châssis / Carro della gru Carro con mástil / Carro de guindaste						
19	4	Ausgleichsschwinge mit Schwingenlager / Pivot for wheel box / Chape pour bogie / Bilanciere di equilibratura con cuscinetto bilanciere / Balancin Balancim com suporte			2,65	0,70	0,72	1350
20	4	Schwingen-Hauptlager / Gudgeon / Logement principal du balancier / Cuscinetto principale oscillante Cojinete oscilante / Rolamento oscilante			1,55	0,84	0,64	1250
21	4	Fahrschemel mit Antrieb / Rail bogie with drive Bogie moteur / Telaio con gruppo propulsore Quadro sem grupo de propulsão / Caja rodillo motriz			2,20	1,10	1,10	2220
22	4	Fahrschemel ohne Antrieb / Rail bogie without drive / Bogie fou / Telaio senza gruppo propulsore / Quadro com grupo de propulsão Caja rodillo conducido			1,90	0,60	1,10	1700
23	1	Tragholm lang / Long support arm Longeron long / Longherone lungo Brazo largo soporte / Travessa comprida			7,20	1,30	1,32	2800
24	2	Tragholm kurz / Short support arm Longeron court / Longherone corto Brazo corto soporte / Travessa curta			7,50	1,30	1,31	3100
25	4	Strebe / Strut Entretoise / Puntone Tirante / Tirante			3,43	0,10	0,56	150
26	4	Randträger / Border support Traverse / Supporti base Traviesa / Apoio de bordo			8,70	0,22	0,18	600
27	4	Stützholm / Support strut Hauban de châssis / Correnti di appoggio Tirante vertical / Travessa de apoio			7,00	0,46	0,50	1500
28	1	Unterwagen-Turmstück, 4 Teile / Undercarriage tower section, 4 pcs. / Mât de châssis, 4 pcs. / Elemento di torre del carro, 4 pcs. / Tramo de carro, 4 pcs. / Peça de torre do chassis, 4 pcs.			7,33	2,40	2,40	2750
29	1	Kleinteile, Seile und Abspannungen / Small parts, ropes and holding bars Accessoires, câbles et tirants / Accessori, funi e attrezzi di ancoraggio Despieces, cables y tirantes / Acessórios, cabos e peças de ancoragem			2,00	1,00	1,00	2500

* Einzelgewichte. / Single weights. / Poids individuels. / Pesi di componenti. / Pesos de peças componentes. / Pesos unitarios.

Konstruktionsänderungen vorbehalten!

Subject to alterations! / Sous réserves de modifications!
Si fa riserva di modifiche! / Salvo modificação da construação!
¡Sujeto a modificaciones!

Sämtliche Angaben erfolgen ohne Gewähr. / This information is supplied without liability.

Ces renseignements sont sans garantie. / Le indicazioni contenute si intendono salvo errori ed omissioni.
Declinamos toda responsabilidad derivada de la información proporcionada. / Declinamos qualquer
responsabilidade quanto à informação fornecida.

120 P – 2260 H1 B3 DIN 15018 • BGL C.0.10.0800 • 03.04 / 6

Printed in Germany.