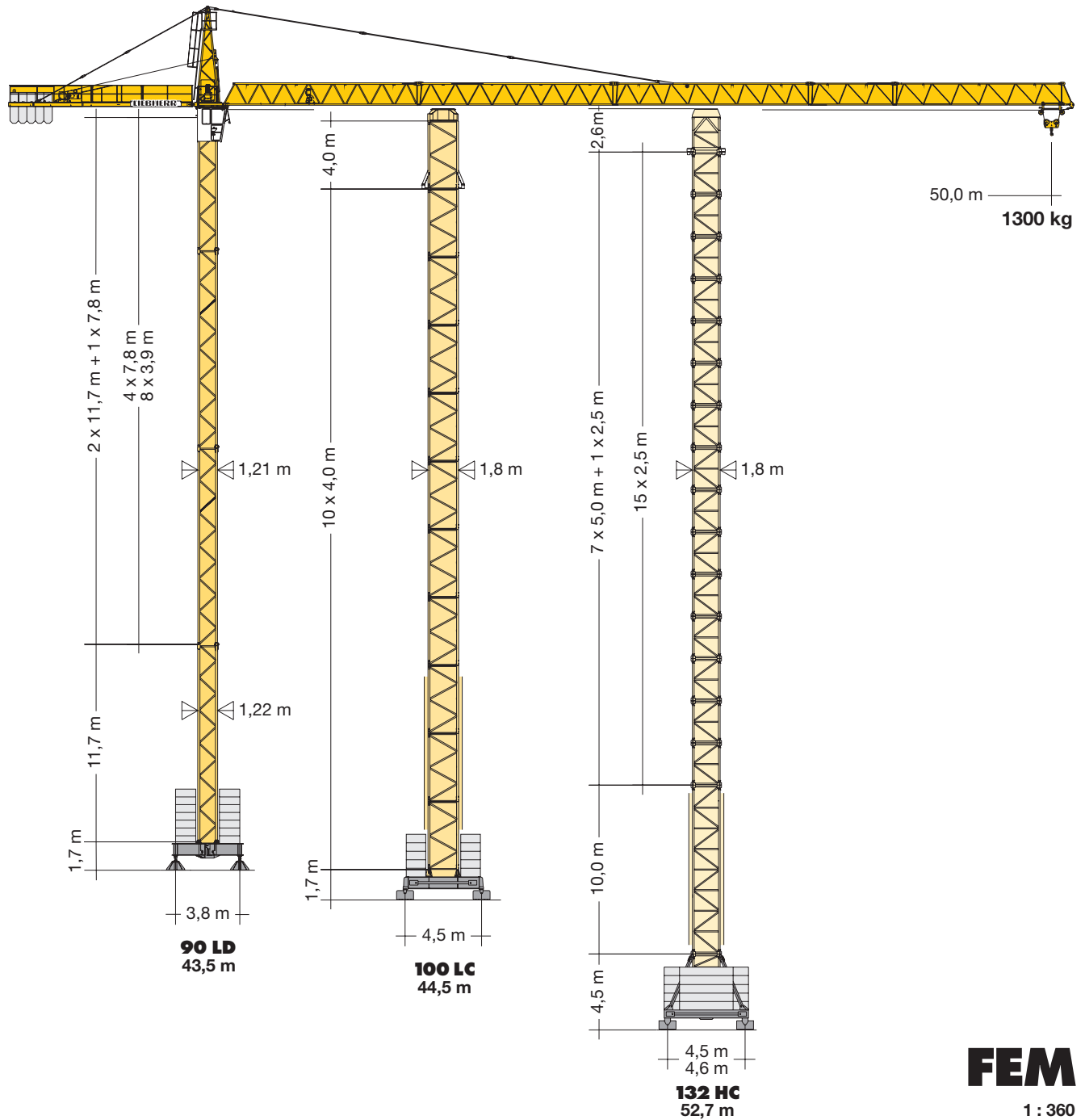
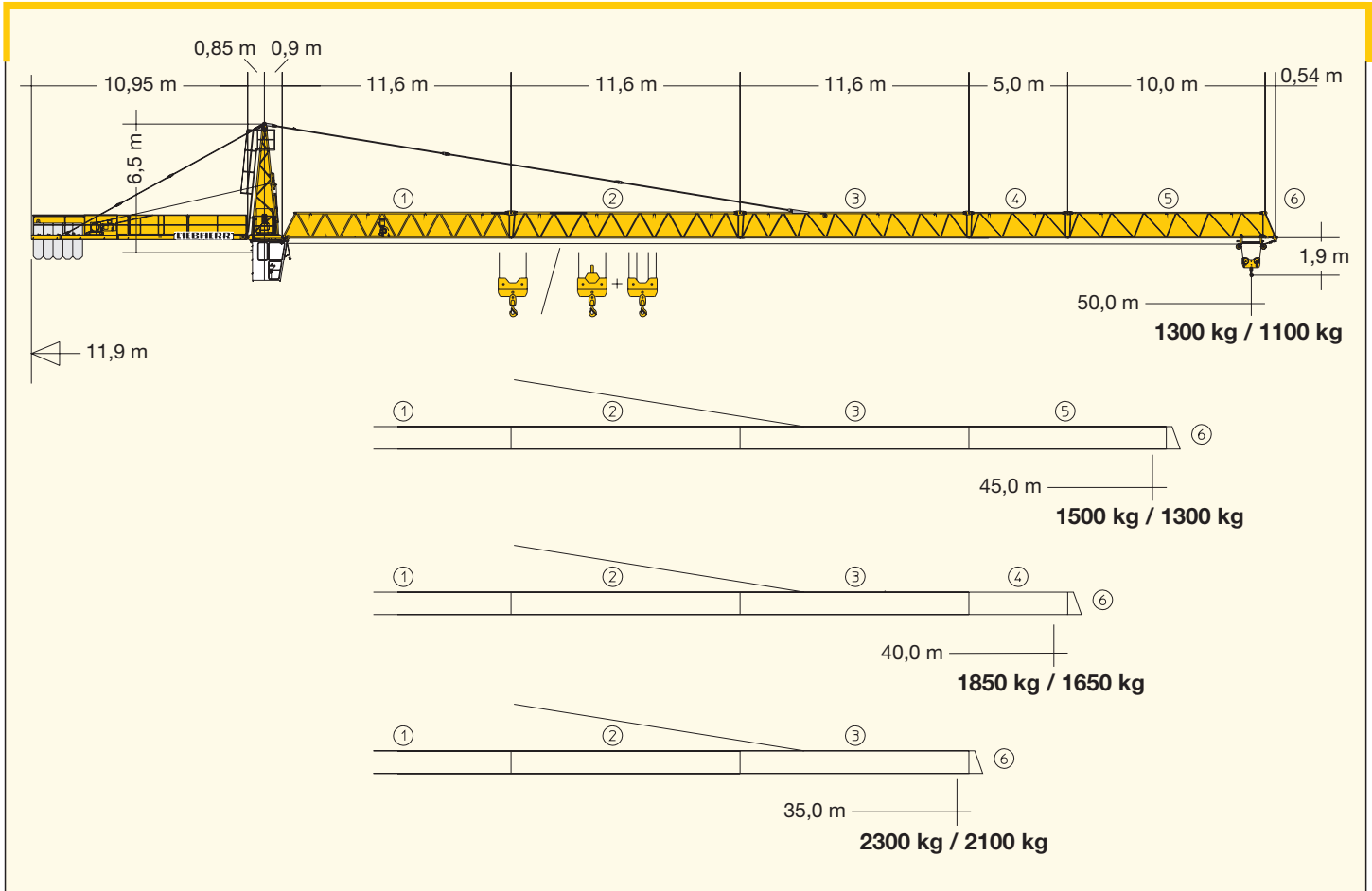


# Turmdrehkran 90 LD

Tower Crane / Grue à tour / Gru a torre  
Grúa torre / Guindaste de torre



# LIEBHERR



## Gewicht

Weight / Poids / Peso / Peso / Pesos

|   |          |  |              |          |  |          |
|---|----------|--|--------------|----------|--|----------|
| <b>Zentralballast</b> / Central ballast<br>Lest de base / Zavorra centrale<br>Lastro central / Lastre central | 80000 kg |  | (Ausl. 50 m) | 10500 kg |  | 26200 kg |
|---|----------|--|--------------|----------|--|----------|

## Hubhöhe

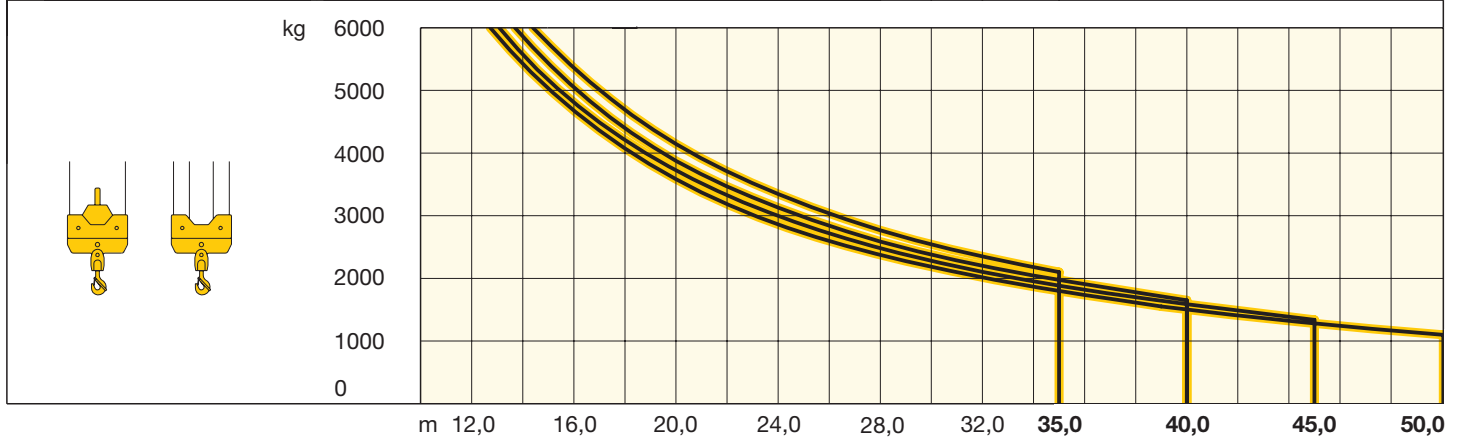
Hoisting height / Hauteur sous crochet / Altezza di sollevamento / Altura bajo gancho / Altura de montagem

|       |       |        | 90 LD |      |      |      |
|-------|-------|--------|-------|------|------|------|
| 3,9 m | 7,8 m | 11,7 m |       |      |      |      |
| 8     | 4     |        | 43,3  | 43,4 | 42,9 | 41,9 |
| 7     | 3     |        | 39,4  | 39,5 | 39,0 | 38,0 |
| 6     | 3     | 2      | 35,5  | 35,6 | 35,1 | 34,1 |
| 5     | 2     |        | 31,6  | 31,7 | 31,2 | 30,2 |
| 4     | 2     |        | 27,7  | 27,8 | 27,3 | 26,3 |
| 3     | 1     | 1      | 23,8  | 23,9 | 23,4 | 22,4 |
| 2     | 1     |        | 19,9  | 20,0 | 19,5 | 18,5 |
| 1     | 0     |        | 16,0  | 16,1 | 15,6 | 14,6 |
| 0     | 0     | 0      | 12,1  | 12,2 | 11,7 | 10,7 |
|       |       |        | m     | m    | m    | m    |
|       |       |        |       |      |      |      |

# Ausladung und Tragfähigkeit

Radius and capacity / Portée et charge / Sbraccio e portata / Alcances y cargas / Alcance e capacidade de carga

| m    | r        | m/kg             | m/kg             |      |      |      |      |      |      |      |      |      |      |      |      |      |      |      |      |      |      |
|------|----------|------------------|------------------|------|------|------|------|------|------|------|------|------|------|------|------|------|------|------|------|------|------|
|      |          |                  | 12,0             | 14,0 | 16,0 | 18,0 | 20,0 | 22,0 | 24,0 | 26,0 | 28,0 | 30,0 | 32,0 | 35,0 | 40,0 | 45,0 | 50,0 |      |      |      |      |
| 50,0 | (r=51,4) | 2,4-24,5<br>3000 |                  |      |      |      |      |      |      |      |      |      | 3000 | 2810 | 2580 | 2390 | 2210 | 1990 | 1700 | 1480 | 1300 |
| 45,0 | (r=46,4) | 2,4-24,8<br>3000 |                  |      |      |      |      |      |      |      |      |      | 3000 | 2850 | 2620 | 2420 | 2240 | 2020 | 1730 | 1500 |      |
| 40,0 | (r=41,4) | 2,4-26,3<br>3000 |                  |      |      |      |      |      |      |      |      |      | 3000 | 3000 | 2790 | 2580 | 2400 | 2160 | 1850 |      |      |
| 35,0 | (r=36,4) | 2,4-27,7<br>3000 |                  |      |      |      |      |      |      |      |      |      | 3000 | 3000 | 2970 | 2740 | 2550 | 2300 |      |      |      |
| m    | r        | m/kg             | m/kg             |      |      |      |      |      |      |      |      |      |      |      |      |      |      |      |      |      |      |
| 50,0 | (r=51,4) | 2,4-23,1<br>3000 | 2,4-12,8<br>6000 | 6000 | 5420 | 4640 | 4040 | 3570 | 3180 | 2870 | 2600 | 2380 | 2180 | 2010 | 1790 | 1500 | 1280 | 1100 |      |      |      |
| 45,0 | (r=46,4) | 2,4-23,4<br>3000 | 2,4-13,0<br>6000 | 6000 | 5490 | 4700 | 4100 | 3620 | 3230 | 2910 | 2640 | 2410 | 2210 | 2040 | 1820 | 1530 | 1300 |      |      |      |      |
| 40,0 | (r=41,4) | 2,4-24,8<br>3000 | 2,4-13,7<br>6000 | 6000 | 5860 | 5020 | 4380 | 3870 | 3460 | 3120 | 2830 | 2590 | 2380 | 2200 | 1960 | 1650 |      |      |      |      |      |
| 35,0 | (r=36,4) | 2,4-26,1<br>3000 | 2,4-14,4<br>6000 | 6000 | 6000 | 5330 | 4660 | 4120 | 3680 | 3320 | 3020 | 2760 | 2540 | 2350 | 2100 |      |      |      |      |      |      |



# Hubhöhe





Hoisting height / Hauteur sous crochet / Altezza di sollevamento / Altura bajo gancho / Altura de montagem

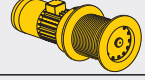
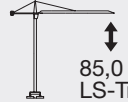






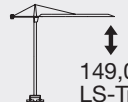






| 100 LC |       |       |       |       |
|--------|-------|-------|-------|-------|
| 4,0 m  |       |       |       |       |
| 11     | 44,5* | 44,4* | 44,1* | 43,1* |
| 10     | 40,5* | 40,4* | 40,1* | 39,1* |
| 9      | 36,5  | 36,4  | 36,1  | 35,1  |
| 8      | 32,5  | 32,4  | 32,1  | 31,1  |
| 7      | 28,5  | 28,4  | 28,1  | 27,1  |
| 6      | 24,5  | 24,4  | 24,1  | 23,1  |
| 5      | 20,5  | 20,4  | 20,1  | 19,1  |
| 4      | 16,5  | 16,4  | 16,1  | 15,1  |
| 3      | 12,5  | 12,4  | 12,1  | 11,1  |
| 2      | 8,5   | 8,4   | 8,1   | 7,1   |
| 1      | 4,5   | 4,4   | 4,1   | 3,1   |
|        | m     | m     | m     | m     |
|        |       |       |       |       |

\*



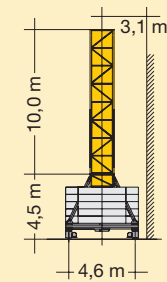
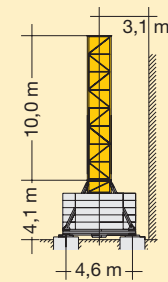
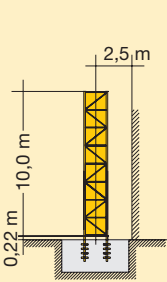
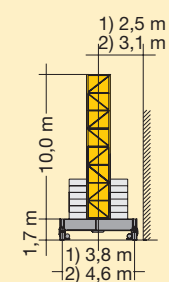
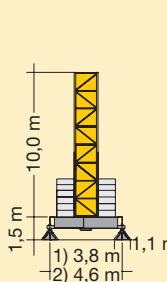
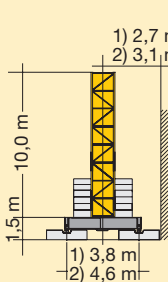
Weitere Hubhöhen auf Anfrage. / Further hoist heights on request. / Hauteurs sous crochet sur demande. / Altre altezze di sollevamento: su richiesta. / Outras alturas de elevação: conforme ao pedido. / Para alturas bajo gancho superiores, consultar.

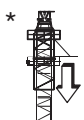
|   |                                     |                     |
|---|-------------------------------------|---------------------|
|  | 0 – 0,8 U/min<br>sl./min<br>tr./min | 5,0 kW              |
|  | 9,0 / 30,0 / 60,0 m/min             | 0,65 / 2,0 / 3,0 kW |
|  | 18,0 m/min                          | 4,4 kW              |
|  | <b>kVA</b>                          | 22,0 kW<br>37,0     |

|  |   |      |           |
|--|---|------|-----------|
|  | <b>Stufe / Step</b><br>Cran / Marcia<br>Marcha / Marcha                                   | kg   | m/min     |
|   | 3,8 / 18,5 / 22,0 kW<br><b>3 Lagen</b><br>Layers<br>Couches<br>Strati<br>Camadas<br>Capas |      |           |
|  | 85,0 m<br>LS-Trommel  |      |           |
| 1  |        | 3000 | 3000 6,0  |
| 2  |        | 3000 | 3000 27,0 |
| 3  |        | 1800 | 1700 56,0 |
| 1  |        | 6000 | 3,0       |
| 2  |        | 6000 | 13,5      |
| 3  |        | 3700 | 28,0      |
|   | <b>5 Lagen</b><br>Layers<br>Couches<br>Strati<br>Camadas<br>Capas                         |      |           |
|  | 149,0 m<br>LS-Trommel   |      |           |
| 1  |        | 3000 | 3000 6,2  |
| 2  |        | 3000 | 3000 28,0 |
| 3  |        | 1700 | 1600 58,0 |
| 1  |        | 6000 | 3,1       |
| 2  |       | 6000 | 14,0      |
| 3  |      | 3500 | 29,0      |


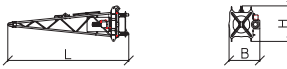

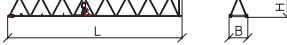






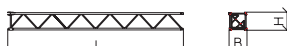
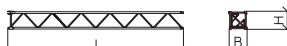

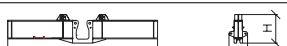


# Hubhöhe

Hoisting height / Hauteur sous crochet / Altezza di sollevamento / Altura bajo gancho / Altura de montagem

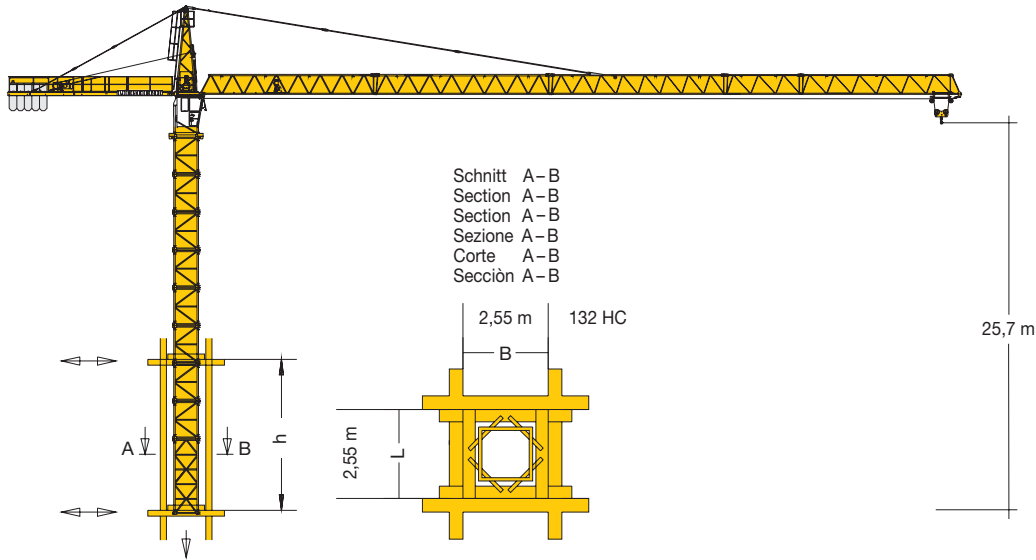
|       |       | <b>132 HC</b>   |   |   |  |   |   |
|-------|-------|---|---|---|--|---|---|
| 2,5 m | 5,0 m |   |   |   |  |   |   |
| 15    |       | 52,7*   | 52,2*   | 48,4*   | 49,9*  | 49,7*   | 49,7*   |
| 14    | 7     | 50,2*   | 49,7*   | 45,9*   | 47,4*  | 47,2*   | 47,2*   |
| 13    |       | 47,7  | 47,2  | 43,4  | 44,9   | 44,7  | 44,7  |
| 12    | 6     | 45,2  | 44,7  | 40,9  | 42,4   | 42,2  | 42,2  |
| 11    |       | 42,7  | 42,2  | 38,4  | 39,9   | 39,7  | 39,7  |
| 10    | 5     | 40,2  | 39,7  | 35,9  | 37,4   | 37,2  | 37,2  |
| 9     |       | 37,7  | 37,2  | 33,4  | 34,9   | 34,7  | 34,7  |
| 8     | 4     | 35,2  | 34,7  | 30,9  | 32,4   | 32,2  | 32,2  |
| 7     |       | 32,7  | 32,2  | 28,4  | 29,9   | 29,7  | 29,7  |
| 6     | 3     | 30,2  | 29,7  | 25,9  | 27,4   | 27,2  | 27,2  |
| 5     |       | 27,7  | 27,2  | 23,4  | 24,9   | 24,7  | 24,7  |
| 4     | 2     | 25,2  | 24,7  | 20,9  | 22,4   | 22,2  | 22,2  |
| 3     |       | 22,7  | 22,2  | 18,4  | 19,9   | 19,7  | 19,7  |
| 2     | 1     | 20,2  | 19,7  | 15,9  | 17,4   | 17,2  | 17,2  |
| 1     |       | 17,7  | 17,2  | 13,4  | 14,9   | 14,7  | 14,7  |
| 0     | 0     | 15,2  | 14,7  | 10,9  | 12,4   | 12,2  | 12,2  |
|       |       | m   | m   | m   | m  | m   | m   |
|       |       |  |  |  |  |  |  |



**Weitere Hubhöhen auf Anfrage.** / Further hoist heights on request. / Hauteurs sous crochet sur demande. / Altre altezze di sollevamento: su richiesta. / Outras alturas de elevação: conforme ao pedido. / Para alturas bajo gancho superiores, consultar.

| <b>Kranoberteil</b>           |                      | <b>Upper part of crane / Partie supérieure de grue / Parte superiore della gru</b>  | <b>Parte superior grúa / Parte superior do guindaste</b>                             | <b>L (m)</b>                    | <b>B (m)</b>                 | <b>H (m)</b>                 | <b>kg*</b>                       |
|-------------------------------|----------------------|---|--|---------------------------------|------------------------------|------------------------------|----------------------------------|
| Pos. Item Rep. Voce Pos. Ref. | Anz. Qty. Qta. Cant. | <b>Kabine + Steuerstand / Cabin + Seat</b><br>Cabine + fauteuil / Cabina + poltrona<br>Cabine + cadeira / Cabina + butaca   |    | 1,87                            | 1,12                         | 2,18                         | 440                              |
| 1                             | 1                    |   |  |                                 |                              |                              |                                  |
| 2                             | 1                    | <b>Turmspitze mit Kud-Auflage / Tower head section with slewing ring support / Porte-flèche avec pivot / Testa porta-braccio / Cabeça de apoio de lança / Cabeza de torre</b> |    | 6,68                            | 1,70                         | 1,96                         | 3250                             |
| 3                             | 1                    | <b>Gegenausleger / Counter-jib</b><br>Contre-flèche / Contrabaccio<br>Contra-lança / Contra-pluma   |    | 11,03                           | 1,67                         | 0,32                         | 1260                             |
| 4                             | 1                    | <b>Ausleger-Anlenkstück / Jib heel section</b><br>Pied de flèche / Settore articolato di braccio<br>Base articulada de lança / Pluma tramo primero                            |    | 11,80                           | 1,27                         | 1,43                         | ① 1360                           |
| 5                             | 1                    | <b>Ausleger-Zwischenstück / Intermediate jib section</b><br>Élément intermédiaire de flèche / Spezzone di braccio<br>Peça suplementar da lança / Tramo intermedio pluma       |    | 11,84<br>11,81<br>5,20<br>10,20 | 1,17<br>1,17<br>1,17<br>1,17 | 1,39<br>1,47<br>1,36<br>1,36 | Ⓒ 990<br>Ⓒ 800<br>Ⓒ 240<br>Ⓒ 390 |
| 6                             | 1                    | <b>Ausleger-Kopfstück / Jib head</b><br>Pointe de flèche / Punta freccia<br>Cabeça de lança / Tramo punta de pluma  |    | 1,17                            | 1,27                         | 0,42                         | Ⓒ 50                             |
| 7                             | 1                    | <b>Podeste / Platforms</b><br>Plates-formes / Plattaforma<br>Plataforma / Plataforma  |    | 1,68                            | 0,33                         | 1,55                         | 140                              |
| 8                             | 1                    | <b>Laufkatze / Trolley</b><br>Chariot / Carrello<br>Carrinho / Carrito  |    | 1,57                            | 1,35                         | 0,77                         | 135                              |
| 9                             | 1                    | <b>Unterflasche / Bottom</b><br>Moufle / Bozzello<br>Gancha / Potipasto   |    | 0,88                            | 0,25                         | 0,97                         | 150                              |
| 10                            | 1                    | <b>Hubwerk / Winch</b><br>Treuil / Argano / Mecanismo elevatoria<br>Mecanismo elevación carga   |    | 1,52                            | 1,36                         | 0,72                         | 630                              |
| <b>Turm</b>                   |                      | <b>Tower / Mât / Torre</b><br>Torre / Torre   |  |                                 |                              |                              |                                  |
| 11                            | 1                    | <b>Grundturmstück / Base tower section</b><br>Mât de base / Elemento di torre base<br>Tramo torre base / Peça de base de torre  |  | 11,7 m                          | 11,88                        | 1,23                         | 3070                             |
| 12                            | 1                    | <b>Turmstück / Tower section</b><br>Élément de mât / Elemento di torre<br>Torre / Torre   |  | 11,7 m<br>7,8 m<br>3,9 m        | 11,87<br>11,87<br>4,07       | 1,22<br>1,22<br>1,22         | 2730<br>1880<br>1065             |
| <b>Fundamentkreuz</b>         |                      | <b>Cruciform base / Châssis en croix / Carro della gru</b><br>Carro de guindaste / Base cruciforme  |  |                                 |                              |                              |                                  |
| 13                            | 1                    | <b>Tragholm I / Arm I</b><br>Longeron I / Longherone I<br>Travessa I / Brazo I  |  | 5,68                            | 0,78                         | 0,92                         | 1710                             |
| 14                            | 1                    | <b>Tragholm II / Arm II</b><br>Longeron II / Longherone II<br>Travessa II / Brazo II  |  | 5,68                            | 0,71                         | 1,09                         | 1930                             |
| 15                            | 2                    | <b>Fahrschemel mit Antrieb / Rail bogie with drive</b><br>Bogie moteur / Telaio con gruppo propulsore<br>Quadro sem grupo de propulsão / Caja rodillo motriz                  |  | 1,08                            | 0,54                         | 0,63                         | 510                              |
| 16                            | 2                    | <b>Fahrschemel ohne Antrieb / Rail bogie without drive</b><br>Bogie fou / Telaio senza gruppo propulsore<br>Quadro com grupo de propulsão / Caja rodillo conducido            |  | 1,08                            | 0,28                         | 0,61                         | 420                              |
| 17                            | 1                    | <b>Seile und Kleinteile / Small parts and ropes</b><br>Accessoire et câbles / Accessori cavi<br>Accesorios e cabos / Accesorios y cables                                      |  | -                               | -                            | -                            | 2300                             |

\* Einzelgewichte. / Single weights. / Poids individuels. / Pesì di componenti. / Pesos de peças componentes. / Pesos unitarios.



#### Konstruktions anderungen vorbehalten!

Subject to alterations! / Sous r eserves de modifications!  
Si fa riserva di modifiche! / Salvo modi ca o da construa o!  
 Sujeto a modificaciones!

#### S amtliche Angaben erfolgen ohne Gew ahr. / This information is supplied without liability.

Ces renseignements sont sans garantie. / Le indicazioni contenute si intendono salvo errori ed omissioni.  
Declinamos toda responsabilidad derivada de la informaci n proporcionada. / Declinamos qualquer  
responsabilidade quanto   informac o fornecida.