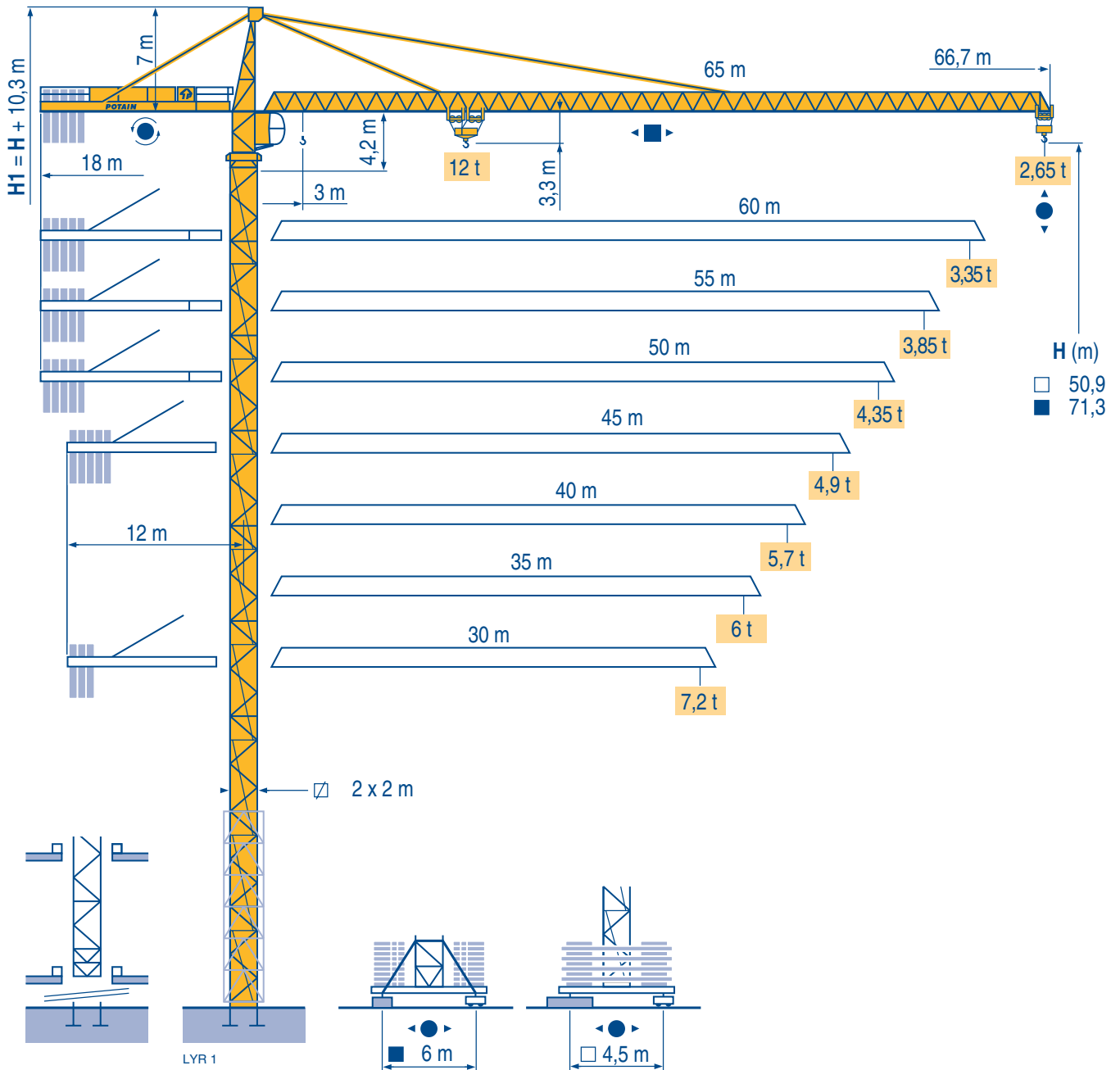


MD 265 B1 J12

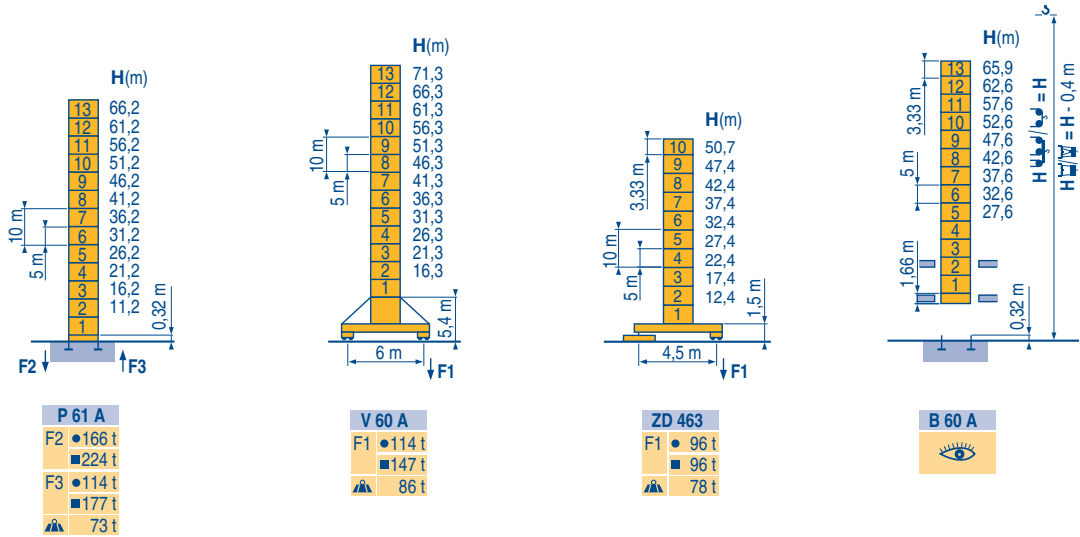


TOPKIT

CE FEM 1.001-A3

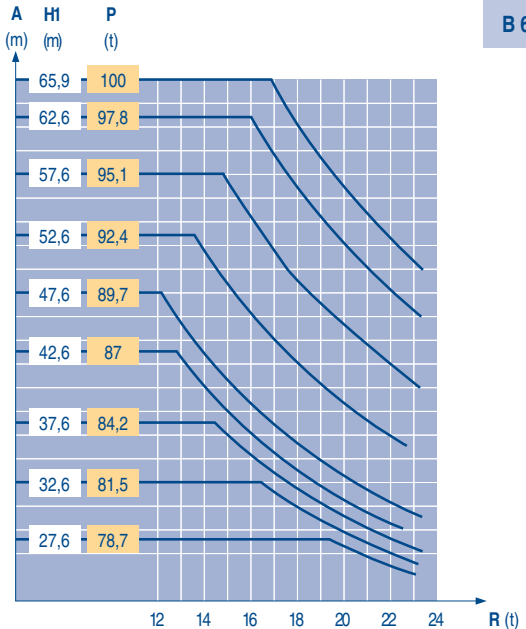
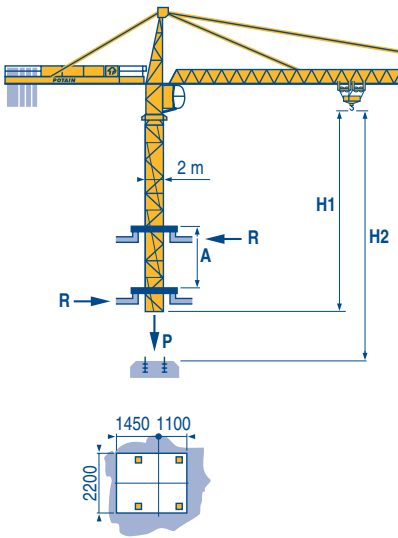
Mat / Réactions \square 2 m
 Maste / Eckdrücke \triangle 30 m \rightarrow 65 m
 Masts / Reactions
 Mástil / Reacciones
 Torre / Reazioni
 Tramo / Reações

LYR 1



Télescopage sur dalles
 Kletterkrane im Gebäude
 Climbing crane
 Telescopage gruas trepadoras
 Gru in cavedio
 Telescopagem sobre lages

LYR 1



TOPKIT
 MD 265 B1 J12

POTAIN

| F | D | GB | E | I | P |
|--|---|--|---|--|--|
| ● Réactions en service | ● Reaktionskräfte in Betrieb | ● Reactions in service | ● Reacciones en servicio | ● Reazioni in servizio | ● Reações em serviço |
| ■ Réactions hors service | ■ Reaktionskräfte außer Betrieb | ■ Reactions out of service | ■ Reacciones fuera de servicio | ■ Reazioni fuori servizio | ■ Reações fora de serviço |
| A vide sans lest (ni train de transport) avec flèche et hauteur maximum. | Ohne Last, Ballast (und Transportachse), mit Maximalausleger und Maximalhöhe. | Without load, ballast (or transport axles), with maximum jib and maximum height. | Sin carga, sin lastre, (ni tren de transporte), flecha y altura máxima. | A vuoto, senza zavorra (ne assali di trasporto) con braccio massimo e altezza massima. | Sem carga (nem trem de transporte)- sem lastro com lança e altura máximas. |
| Nous consulter | Auf Anfrage | Consult us | Consultarnos | Consultateci | Consultar-nos |

Courbes de charges

Lastkurven

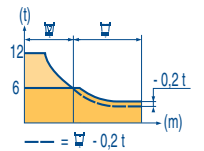
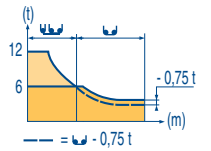

Load diagrams

Curvas de cargas

Curve di carico

Curva de cargas

LYR 1



Lest de contre-flèche

Gegenauslegerballast

Counter-jib ballast

Lastre de contra flecha

Contrappeso

Lastros da contra lança

LYR 2

| | 4 600 - 4 200 - 3 400 - 2 300 kg | | 4 200 - 700 kg | |
|------|----------------------------------|---------------------------|---------------------------|-----------------|
| | | 50 - 75 - 100 LVF (kg) | 50 - 75 - 100 LVF (kg) | 150 LCC (kg) |
| 65 m | 18 m | 19 900 | 19 600 | 17 500 |
| 60 m | 18 m | 18 400 | 18 200 | 16 800 |
| 55 m | 18 m | 16 000 | 15 400 | 14 000 |
| 50 m | 18 m | 13 700 | 13 300 | 11 900 |
| 45 m | 12 m | 25 200 | 24 500 | 23 800 |
| 40 m | 12 m | 24 100 | 23 100 | 21 700 |
| 35 m | 12 m | 20 600 | 19 600 | 18 200 |
| 30 m | 12 m | 16 000 | 15 400 | 14 000 |

Lest de base

Grundballast

Base ballast

Lastre de base

Zavorra di base

Lastros da base

LYR 1

| 2 m | V 60 A | H (m) | 71,3 | 66,3 | 61,3 | 56,3 | 51,3 | 46,3 | 41,3 | 36,3 | 31,3 | 26,3 | 21,3 | 16,3 |
|-----|--------|-------|------|------|------|------|------|------|------|------|------|------|------|------|
| | | (t) | 132 | 96 | 72 | 60 | 36 | 36 | 36 | 36 | 36 | 36 | 36 | 36 |

| 2 m | ZD 463 | H (m) | 50,7 | 47,4 | 42,4 | 37,4 | 32,4 | 27,4 | 22,4 | 17,4 | 12,4 |
|-----|--------|-------|------|------|------|------|------|------|------|------|------|
| | | (t) | 75 | 75 | 75 | 75 | 75 | 75 | 75 | 75 | 75 |

Ancrages

Verankerungen

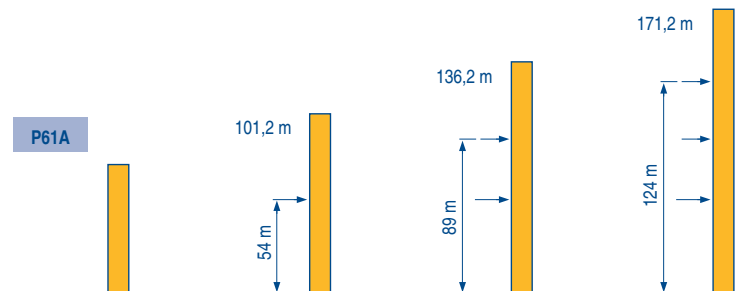
Anchorage

Anclaje

Ancoraggio

Ancoragem

LYR 1



TOPKIT

MD 265 B1 J12



A

F

Distance entre cadres

D

Abstand zwischen den Rahmen

GB

Distance between collars

E

Distancia entra marcos

I

Distanza fra i telai

P

Distância entre quadros

H1

Hauteur grue

Kranhöhe

Crane height

Altura grúa

Altezza gru

Altura da grua

P

Poids de la grue(en service)

Krangelicht (in Betrieb)

Crane weight (in service)

Peso de la grúa (en servicio)

Peso della gru (in servizio)

Peso da grua (em serviço)

R

Réaction horizontale

Horizontalkräfte

Horizontal reaction

Reaccion horizontal

Reazione orizzontale

Reacção horizontal

Voir télescopage sur dalles




Siehe Kletterkrane im Gebäude

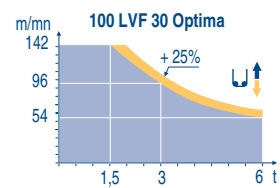
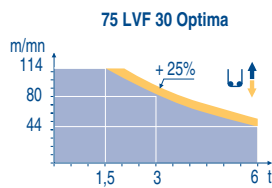
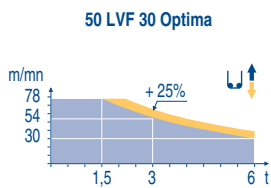
See climbing crane































Veja grua trepadora


Consultare gru in cavedio

Ver telescopagem sobre lages

| | | ↕ ↑ | | | | | | ↕ ↕ ↑ | | | | | | ch - PS hp | kW |  |
|--|-------------------|------------------------|---|--|--|--|--|-------|--|---|-----|-----------|-------|---------------|----|---|
| ↕ | 50 LVF 30 Optima | m/min | 2,4 → 9,6 → 30 → 38 → 54 → 78 | 1,2 → 4,8 → 15 → 19 → 27 → 39 | | | | | | 50 | 37 | 340 m | | | | |
| | | t | 6 6 6 4,5 3 1,5 | 12 12 12 9 6 3 | | | | | | | | | | | | |
| | 75 LVF 30 Optima | m/min | 0 → 44 → 56 → 80 → 114 | 0 → 22 → 28 → 40 → 57 | | | | | | 75 | 55 | 570 m | | | | |
| | | t | 6 4,5 3 1,5 | 12 9 6 3 | | | | | | | | | | | | |
| ↕ | 100 LVF 30 Optima | m/min | 0 → 54 → 68 → 96 → 142 | 0 → 27 → 34 → 48 → 71 | | | | | | 100 | 75 | 1019 m | | | | |
| | | t | 6 4,5 3 1,5 | 12 9 6 3 | | | | | | | | | | | | |
| | 150 LCC 30 | m/min | 86 → 103 → 129 → 172 → 206 | 43 → 52 → 65 → 86 → 103 | | | | | | 150 | 110 | 652 m | | | | |
| | | t | 6 4,5 3 1,5 0,75 | 12 9 6 3 1,5 | | | | | | | | | | | | |
| ↔ | 6 DVF 4 | m/min | 0 → 50 (12 t) 0 → 100 (6 t) 0 → 120 (3 t) | | | | | | | | | 5,5 | 4 | | | |
| ↻ | RVF 152 Optima | tr/min U/min rpm | 0 → 0,7 | | | | | | | | | 2 x 5,5 | 2 x 4 | | | |
| ↔ | ZD 463 | RT 443 A1 2V | m/min | | | | | | | | | 15 - 30 | 4 x 5 | 4 x 3,7 | | |
| ↔ | V 60 A | RT 544 A1 2V R ≥ 13 m | m/min | | | | | | | | | 13,5 - 27 | 4 x 7 | 4 x 5,2 | | |
| CEI 38  | | IEC 38 | | kVA | | | | | |  | | | | | | |
| 400 V (+6% -10%) 50 Hz | | | | 50 LVF : 70 kVA 75 LVF : 95 kVA 100 LVF : 120 kVA 150 LCC : 170 kVA | | | | | | 2000/14 | | | | | | |



| F | D | GB | E | I | P |
|---|---|---|---|---|---|
|  |  |  |  |  |  |
| Levage | Heben | Hoisting | Elevación | Sollevaramento | Elevação |
|  |  |  |  |  |  |
| Distribution | Katzfahren | Trolleying | Distribución | Ditribuzione | Distribuição |
|  |  |  |  |  |  |
| Orientation | Schwenken | Stewing | Orientación | Rotazione | Rotação |
|  |  |  |  |  |  |
| Translation | Kranfahren | Travelling | Traslación | Traslazione | Translação |
|  |  |  |  |  |  |
| Conforme aux directives CEE sur le niveau acoustique | Gemäss EWG-Richtlinien für den Schall-Leistungspegel | In compliance with the EEC Instructions on noise level | Conforme con las directivas CEE sobre el nivel acustico | Conforme alle direttive CEE sul livello acustico | Conforme as directivas CEE sobre o nível acústico |

 Document commercial non contractuel. Pour toute information technique se référer à la notice correspondante


Unverbindliches Vertriebsdokument. Für technische Informationen, siehe die entsprechenden Anweisungen.


This commercial document is not legally binding. For any technical information, please refer to the corresponding instructions.


Documento commercial no contractual. Para cualquier información técnica, ver la noticia correspondiente.

Documento commerciale non vincolante. Per tutte le informazioni tecniche fare riferimento al catalogo istruzioni

Documento comercial não contractual. Para qualquer informação técnica complementar consultar as respectivas instruções









Manitowoc Crane Group

18, rue de Charbonnières - B.P.173
69132 ECULLY Cedex - France

Tél. : (33) 4 72 18 20 20
Fax. : (33) 4 72 18 20 00
www.manitowoccrane.com www.potain.com





Americas
Tel: +1 920 683 6322
Tel: +1 717 597 8121

Europe - Middle East - Africa
Tel: +(33) 4 72 81 50 00
Tel: +(44) 191 565 6281

Asia - Pacific
Tel: +(65) 6861 7133
Fax: +(65) 6862 4142

www.manitowoccrane.com

TOPKIT MD 265 B1 J12
Réf. 2003 48 LYR 3

Copyright.Reproduction interdite © POTAIN 2003